



# Unlock Excel Efficiency: 5 Tips to Save Hours!

Stop wasting time on spreadsheets. Learn time-saving Excel secrets!



# Filter Like a Pro: Ctrl + Shift + L Magic

1

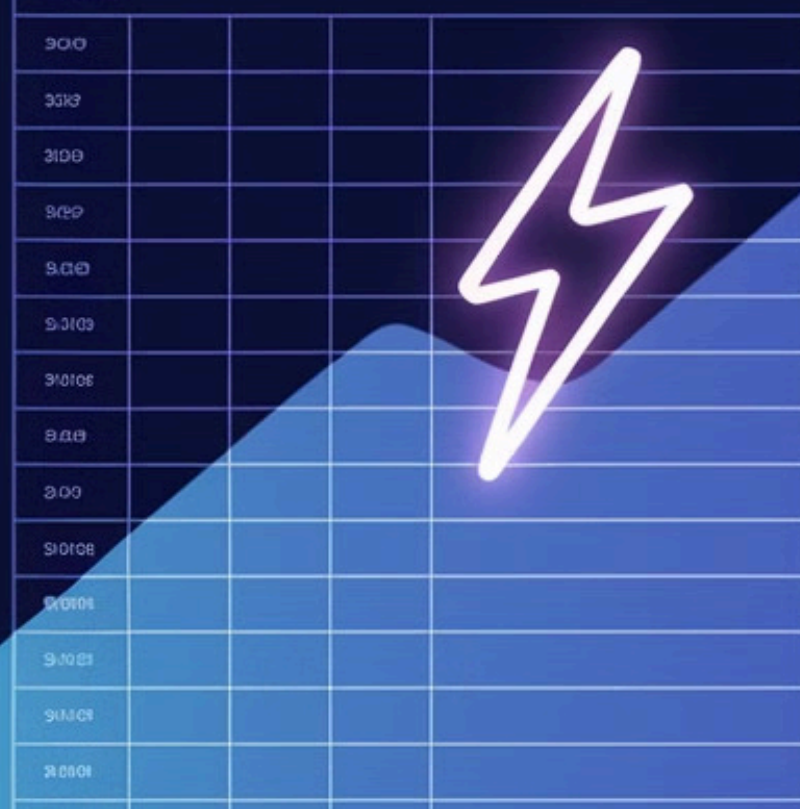
## Instant Filters

Quickly add or remove filters from your data range.

2

## Dynamic Analysis

Analyze specific subsets of data with ease.



# Flash Fill Automation: Ctrl + E for Patterns

1

## Intelligent Extraction

Automatically extract, transform, and format data.

2

## No Formulas Needed

Simplify complex tasks without writing code.



# Pivot Table Power: Reports in a Snap

1

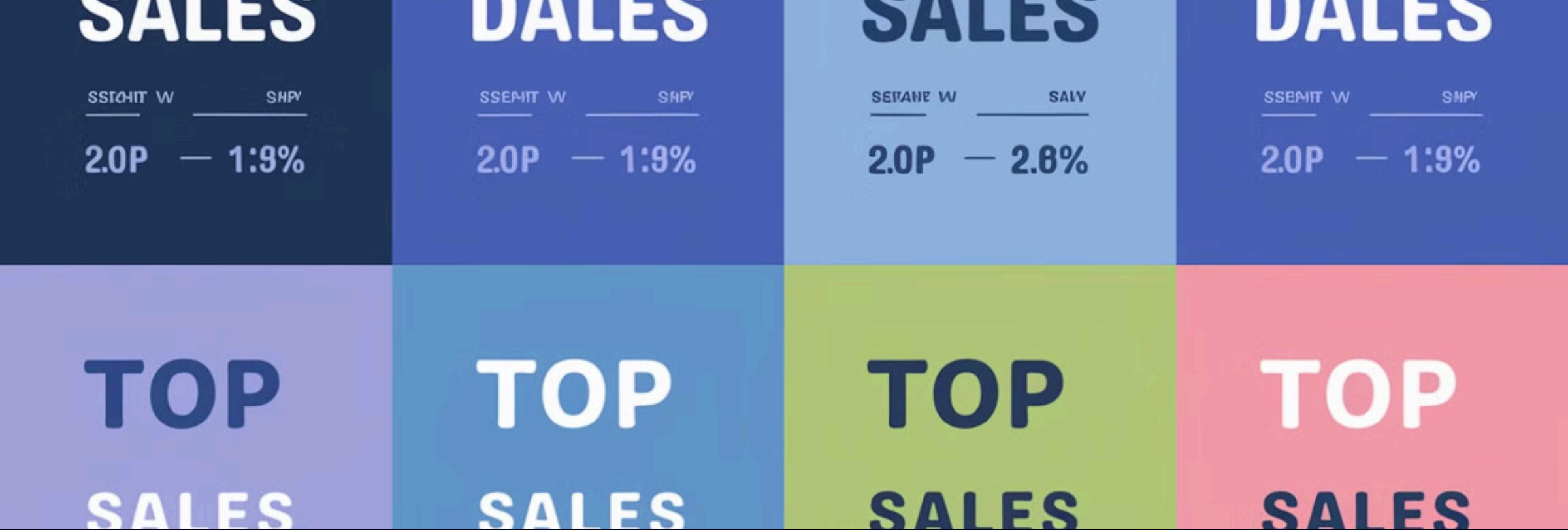
## Drag & Drop Reports

Generate insights by dragging and dropping data fields.

2

## Instant Summaries

Quickly summarize and analyze large datasets.



# Spot Trends: Conditional Formatting to the Rescue

1

## Highlight Key Data

Automatically format cells based on their values.

2

## Visual Insights

Quickly identify trends and outliers in your data.




# Lock It Down: Master the \$ for Absolute References

## Consistent Formulas

Ensure that your formulas reference the correct cells.

## No More Errors

Avoid common errors caused by relative references.



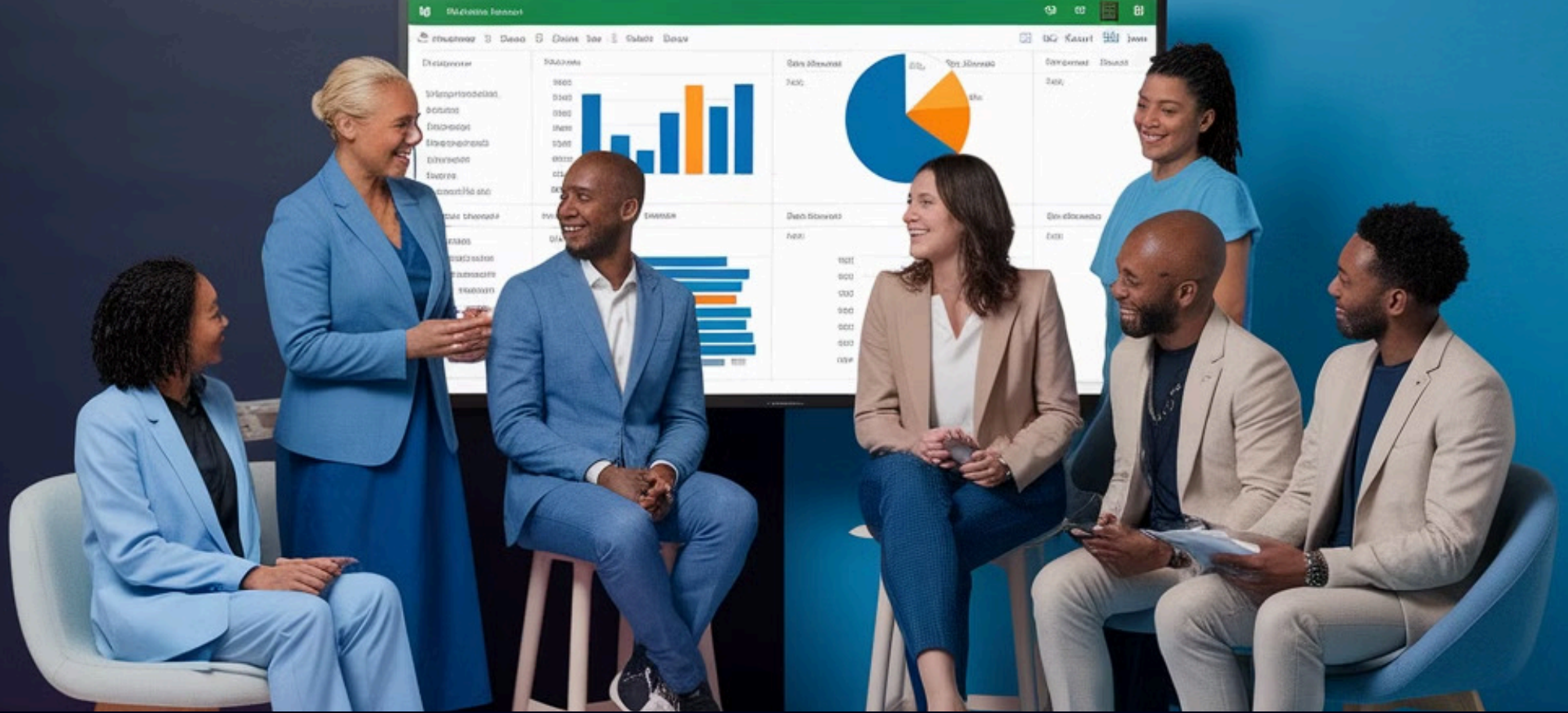
# VLOOKUP Upgrade: INDEX & MATCH for Flexibility

## Dynamic Lookups

Perform more flexible and powerful lookups.

## Faster Performance

Improve the performance of your spreadsheets.



# Ready to Level Up Your Excel Skills?

These tips are just the beginning. Mastering Excel can save you countless hours and boost your productivity. What are your favorite Excel tips and tricks? Share them in the comments below, and tag a friend who needs to see this!